

# MONARCH LIBRARY SYSTEM

## How to check out ebooks from your desktop computer and send them to your Kindle

1. Go to Wisconsin's Digital Library: <https://wplc.overdrive.com/>

Language Feedback Recent updates Help

WISCONSIN'S DIGITAL LIBRARY

Subjects Collections Kindle Books Available Now Kids Teens

Try Libby, our new app for enjoying ebooks and audiobooks!

More titles may be available to you. Sign in to see the full collection.

SIGN IN


What is...a Jeopardy Champion's Reading List

AVAILABLE	AVAILABLE	AVAILABLE	AVAILABLE	AVAILABLE	AVAILABLE
Helen Keller by Johanna Hurwitz EBOOK	LeBron James by Kimberly Gatto EBOOK	Space, Humans, an... by Dan Gutman EBOOK	The Lego® Ninjago®... by DK EBOOK	Who Is Pete? by James Buckley, Jr. EBOOK	American Revolution by Mary Pope Osborne EBOOK
BORROW	BORROW	BORROW	BORROW	BORROW	BORROW

2. **SIGN IN** to Monarch Library System with your library card number and PIN.



English

  
Sign in with your library card

SELECT YOUR LIBRARY FROM THE LIST BELOW:

Monarch Library System

CARD NUMBER

PIN


REMEMBER MY CARD NUMBER ON THIS DEVICE.

Cancel

SIGN IN

OR

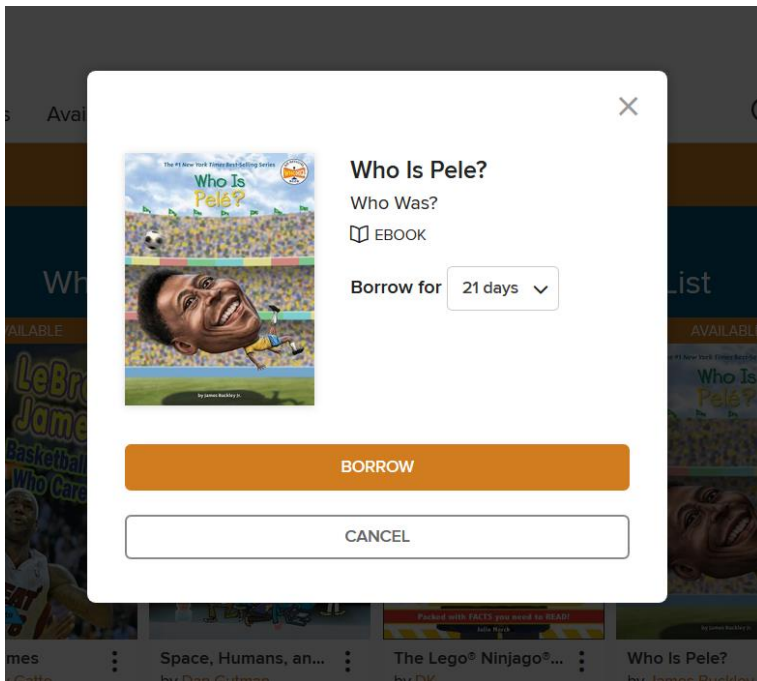
 Sign in with OverDrive

 Sign in with Facebook

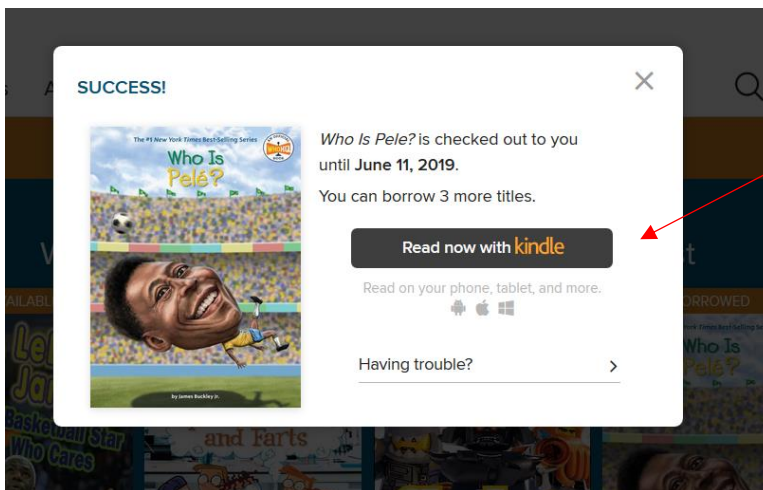
**Why should I choose one of these options?**

These options allow you to sign into the OverDrive app and new OverDrive websites using the same email address or Facebook account.

3. Select a book and click **BORROW**.

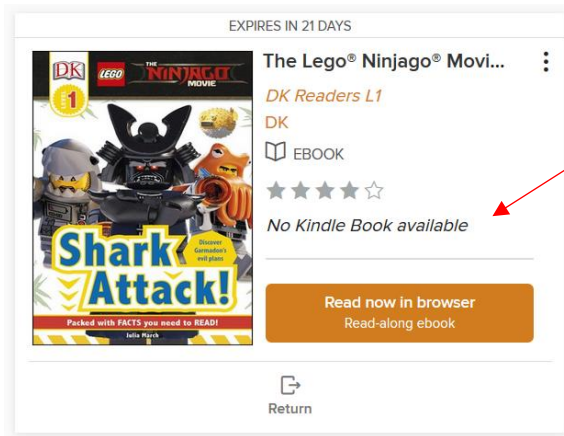


4. If the book you selected allows you to read it on Kindle, you will see this:



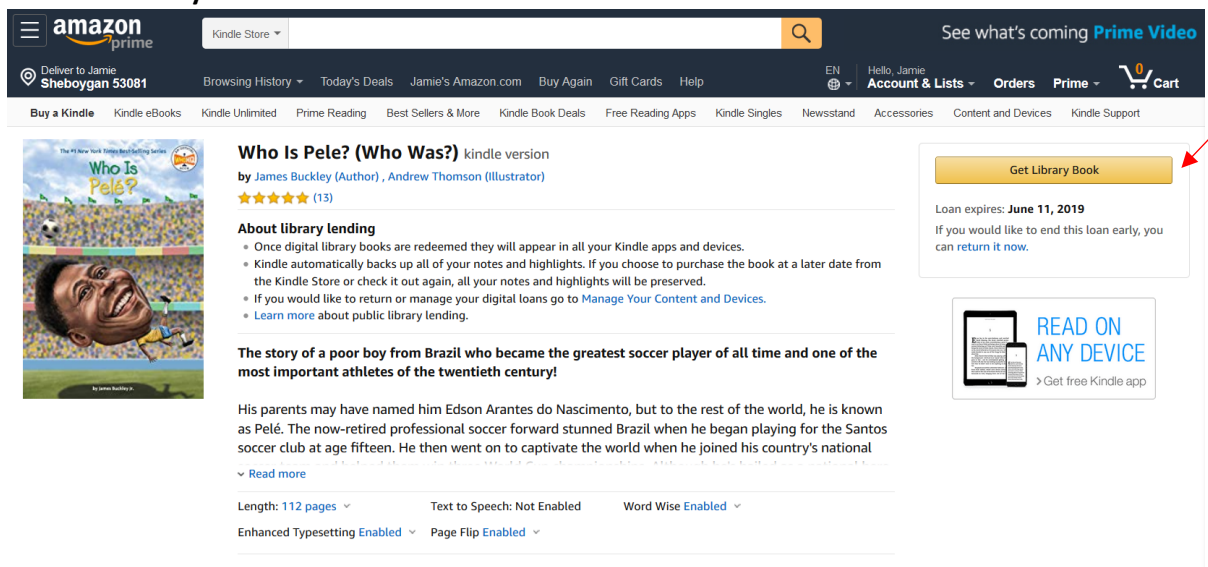
Click **Read now with kindle**. You will be redirected to Amazon.com.

NOTE: If the book you selected does not allow reading on Kindle, you will see **No Kindle Book available**.

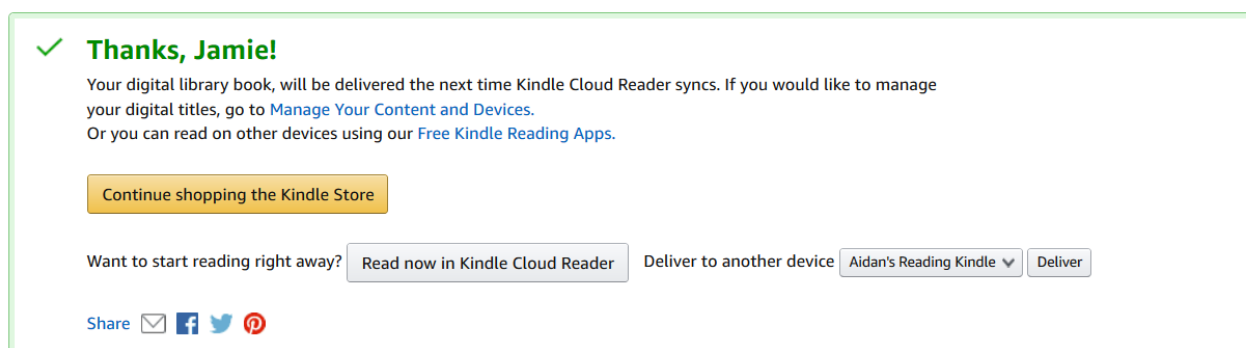


5. Sign in to Amazon with your Amazon log-in and password.

6. Click **Get Library Book**.

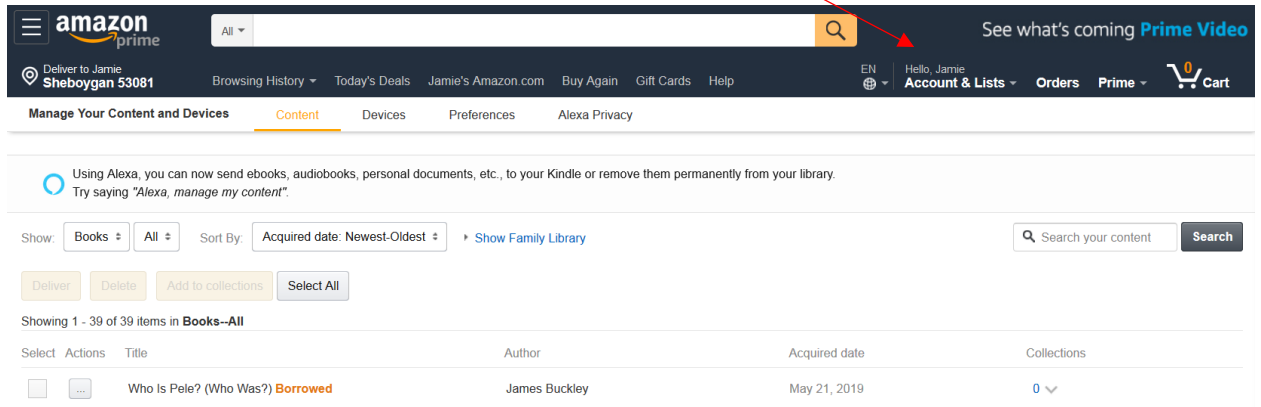


7. Your book is now available for all your Kindle apps and devices. Sync your Kindle to access your new content.



8. When the book expires, it will not be accessible from your Kindle apps and devices.

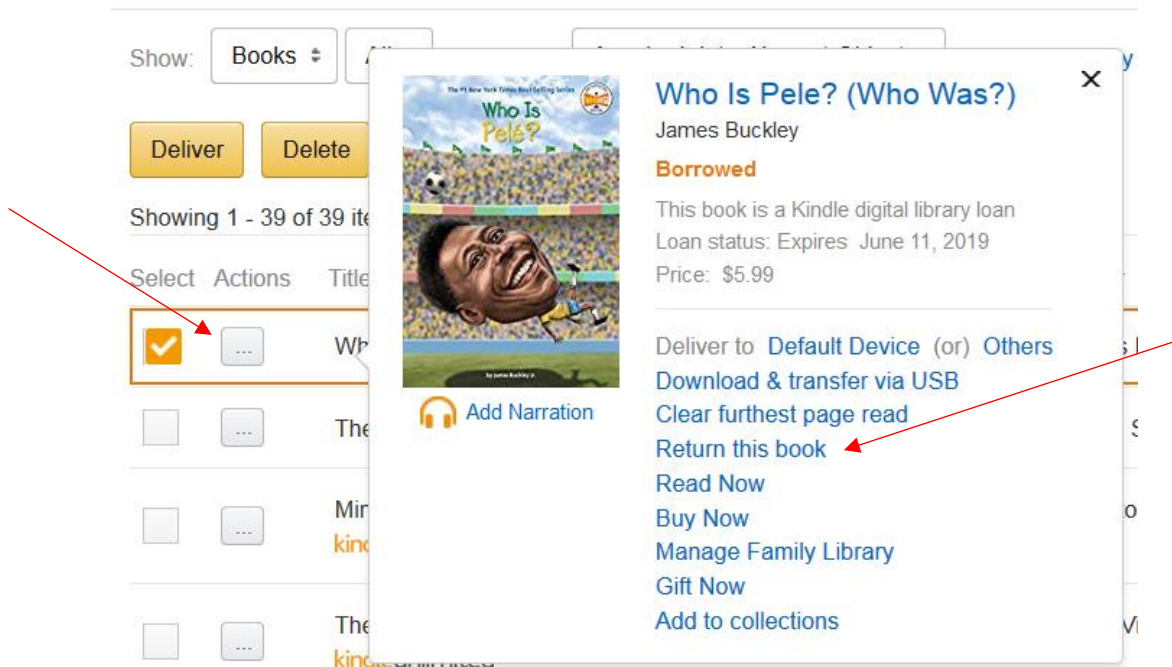
9. To return a book early: Go to **Manage Your Content and Devices** (which you can access from the book information page or through Account & Lists).



You may see in the screen shot above that you can also use **Alexa** to send ebooks to your Kindle or remove them permanently from your library. Try saying, “Alexa, manage my content.”

To continue this step without Alexa:

- a. Click on the button with the **three dots ...**
- b. Click **Return this book**.



10. Confirm you want to return this library loan ebook.
11. The book is now removed across your Kindle apps and devices.